



HOW TO DRAW A FROG


1. Draw two bumps for the head.




2. Add any shape for the body.




3. Draw the eyes and mouth.



4. Add two front legs.



5. Draw two back legs.



RAINBOW FROGS

Six little frogs found a box of paint.
They jumped right in...their mother will faint!
The first little frog came out all RED.
"I'll be ORANGE," the second one said.
The third little frog turned bright YELLOW.
"I'll stay GREEN," said the next little fellow.
The fifth frog said, "My favorite is BLUE."
"PURPLE for me!" said the sixth little frog.

Hopping home the little frogs go, to show their mother a FROG RAINBOW!

Use this rhyme to review colors with your child. Be sure to point out common things that are those colors as you say them. Learning colors is just part of building vocabulary. It enhances the child's "narrative skills" – or their ability to describe things.

Storytime 4/9/2020

