



HOW TO MAKE A SNOWFLAKE / Storytime 1/11/2021

You will need white coffee filters and scissors.


1. Flatten out the coffee filter and fold in half.




2. Fold the half into thirds.





3. Fold this cone shape down the middle.



4. Now snip little pieces out of the three sides.



Unfold and enjoy your snowflake! No two will be alike!





Snowflake, Snowflake - (Tune: *Twinkle, Twinkle Little Star*)

Snowflake, snowflake fancy free,
Snowflake, snowflake dance with me.
Touch my head, then my toes,
Land on my nose where the cold wind blows.
Snowflake, snowflake turn around,
Snowflake, snowflake touch the ground.

Snowflake, snowflake fancy free,
Snowflake, snowflake dance with me.
Touch my elbow, then my shoulder,
Land on my chin where it's a bit colder.
Snowflake, snowflake turn around,
Snowflake, snowflake touch the ground.

Snowflake, snowflake fancy free,
Snowflake, snowflake dance with me.
Touch my ears, then my knees,
Snowflake, I'm about to freeze!
Snowflake, snowflake turn around,
Snowflake, snowflake touch the ground.

Millions of Snowflakes

- 1** little snowflake falls on my nose. It makes me shiver from my head to my toes.
- 2** little snowflakes get in my eyes. Blink! Blink! What a surprise!
- 3** little snowflakes melt on my tongue. I eat them up. Yum! Yum! Yum!
- 4** little snowflakes tickle my chin. I laugh - I jump - I run - I spin.
I stop, and I put out my hand.
- 5** little snowflakes softly land. Snow on the ground. Snow on me!
Millions of snowflakes in my hair.
Snowflakes falling everywhere!

